


All Saints' C of E Primary School

Upper Beulah Hill, Upper Norwood, London SE19 3LG

Tel: 0208 771 9388 Fax: 020 8653 5466

Email: admin@allsaintsschool.croydon.sch.uk

Headteacher: Mrs Josephine Copeland MA



All Believing, All Achieving



Dear Parents/Carers

20th December 2024 – Week 16

'When they saw the star, They rejoiced with exceeding great joy.'

Matthew 2:10

"What does the Lord require from you, but to do justice, love kindness and to walk humbly with your God." (Micah 6:8)

Headteacher Message

As we come to the end of autumn term, ready to celebrate the joy of Christmas, I want to thank staff and parents for all you do to support our school community. We hope that you have had time over the last few weeks to reflect upon and enjoy the season of Advent. We look forward to seeing you in the new year with the hope and joy it may bring to us all. Thank you all for your kind words, Christmas gifts and messages for the staff at All Saints- stay safe and enjoy the break.

Peace and Love – Mrs Josephine Copeland

EYFS and KS1 Performance



The hall was packed full of parents this week to watch children from EYFS and KS1 perform the Nativity play. Their voices were loud and clear, their singing was brilliant, their acting was confident and the audience was thoroughly entertained. The children reminded us of the true meaning of Christmas through this dazzling production. Well done to all children, thank you to all the staff members who supported the rehearsals and thank you to all the parents and carers who came to watch. We wish you a Merry Christmas!

KS2 Christmas Concert



A wonderfully uplifting concert, sharing songs and traditions from other countries. We would like to thank all the parents and families that came along to support their children and some festive cheer! Thank you to all the staff that helped, especially to Miss White, who worked closely with the children to get them prepared! The children sang and spoke confidently and gave a very polished performance. Merry Christmas!

Whole School Panto



The whole school was treated to a panto – ‘The Snow Queen,’ by Quantam Theatre.

The acting was great, it was really very funny and I enjoyed it loads!

Zain (YR6)

Santa's Sweet Shop




Well done and thank you to all of you who visited Santa's Sweet Shop.

Celebrating Achievements



On Thursday morning we had a certificate assembly, celebrating and congratulating all the pupils on their hard work and effort this term. Pupils with the highest Dojo points were presented with a £5 Amazon gift voucher. Well done to: Levi, Khalil M-B, David M, Chessa, Zephaniah, Lammuonpi, Abdul, Sherrie, Callum, Kalecia, Emmanuel, Sienna-Rose, Ketsia, Nelson, Rejen, Nicole, Jannel, Anisa and Amira.



Download the
Studybugs app
for reporting your
child's absence.

A quick and secure way to report an absence due to illness and send messages to school.



Studybugs 



Diary Dates

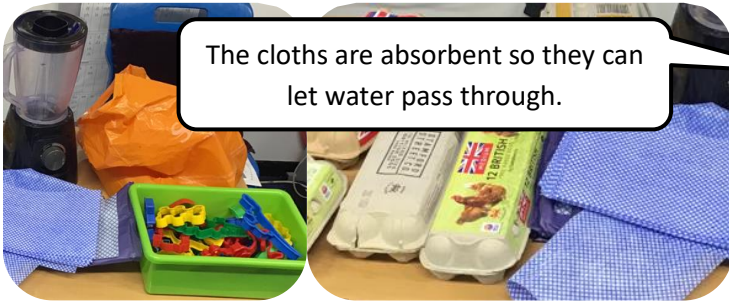
- 6th January – INSET Day – School closed for pupils
- 7th January – Pupils return to school for the Spring Term
- 13th January – Afterschool Clubs resume
- 17th January 9.10am – Peregrine Falcons Class Worship
- 24th January 9.10am – Pygmy Owls Class Worship



With Peace and Love!
Josephine Copeland
Headteacher

Year 2 Science

Inspired by Nzambi Matee, the material scientist from Kenya, we became material engineers and recycled our egg boxes to turn them into Christmas decorations. We ripped the egg boxes then blended them with water, with the help of our teacher. After that, we mixed glue with the mixture using beakers. Finally, we squeezed the excess liquid out using J-cloths before pressing the material into cookie cutters. It was great to use our DT skills to make this!




The cloths are absorbent so they can let water pass through.




You can rip them.

Egg boxes are made of cardboard.



All the cardboard broke into smaller pieces.



I have to mix it all up with the glue so that it binds together.

Egg boxes are flexible.



It's so soft now.



We pressed the mixture into moulds and we're going to let them dry.